
















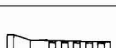


ANCHOR INFORMATION

| Anchor | Type | Use In |
|---|-----------------------------------|--|
|  | Concrete - Masonry Anchors | Concrete, Block, Brick & Masonry |
|  | Drive Anchors | Concrete, Block & Brick |
|  | Drop-In Anchors Steel & Stainless | Concrete & Stone |
|  | E-Z Toggle Anchors | Wallboard |
|  | Hollow Wall Anchors | Wallboard, Hollow Plaster & Tile Block |
|  | Lag Screw Shields | Mortar Joint or Concrete |
|  | Machine Screw Anchors | Concrete, Brick & Stone |
|  | Non-Drilling Anchors | Concrete, Brick & Stone |
|  | One Step Wallboard Anchors | Wallboard |
|  | Plastic Anchors | Concrete, Brick, Block & Stone |
|  | Plastic Screw Anchors | Concrete, Brick, Block & Wallboard |
|  | Polly Toggle Anchors | Wallboard or Solid Masonry |
|  | Self-Drilling Shields | Concrete |
|  | Sleeve Anchors | Concrete, Stone & Brick |
|  | Stud Anchors | Concrete, Brick & Stone |
|  | Toggle Bolts | Hollow block, Wallboard & Plaster |
|  | Wedge Anchors | Concrete or Stone |
|  | Wood Screw Shields | Concrete, Block & Brick |



ANCHOR DRILLING INFORMATION

| Description | Diameter of Anchor | Drill Hole Size | Diameter of Anchor | Drill Hole Size |
|--|--------------------|-----------------|--------------------|-----------------|
| Drop in Anchors | 1/4 | 3/8 | 5/8 | 7/8 |
| | 3/8 | 1/2 | 3/4 | 1 |
| | 1/2 | 5/8 | | |
| Lag Shields | 1/4 | 1/2 | 1/2 | 3/4 |
| | 5/16 | 1/2 | 5/8 | 7/8 |
| | 3/8 | 5/8 | 3/4 | 1 |
| Lead Wood Screw Anchors | #6 | 1/4 | #16 | 3/8 |
| | #10 | 5/16 | | |
| Lead Machine Screw Anchors, Single | 6/32 | 5/16 | 3/8 | 3/4 |
| | 8/32 | 5/16 | 1/2 | 7/8 |
| Expansion Shields & Double Expansion Shields | 10/24 | 3/8 | 5/8 | 1 1/8 |
| | 1/4 | 1/2 | 3/4 | 1 1/4 |
| | 5/16 | 5/8 | | |
| Plastic Conical Anchors | 6-8 | 3/16 | 10-12 | 1/4 |
| | 8-10 | 3/16 | 14-16 | 5/16 |
| Toggle Bolts | 1/8 | 3/8 | 5/16 | 7/8 |
| | 3/16 | 1/2 | 3/8 | 1 |
| | 1/4 | 5/8 | 1/2 | 1 1/4 |
| Hollow Wall Anchors | 1/8 - All Sizes | 5/16 | 1/4 - S | 7/16 |
| | 3/16-S | 3/8 | 1/4 - L | 7/16 |
| | 3/16-L | 3/8 | 1/4 - XL | 1/2 |
| | 3/16-XL | 7/16 | | |

| | |
|---|---|
| Nail Drives Nylon Nail Anchors Sleeve Anchors Split Drive Anchors Wedge Anchors | Drill hole is the same as the diameter of the anchor product. |
| Hollow Wall Drive Anchors | No Drilling Required |
| Plastic Drive Anchors | No Drilling Required |